

Direct to Garment Printers

- ▶ Superior Print Quality
- ▶ Low Cost Print
- ▶ Easy Maintenance





TexJet®

Manufactured by
polypoint®

The Complete DTG Printing Solution for any size business

Already in DTG Printing?

If you are already direct to garment printing why not refer to our website to compare your equipment with the reliable TextJet range and ask yourself:

- ▶ How reliable is my DTG printer?
- ▶ What print quality can I achieve?
- ▶ What's the maximum print size?
- ▶ Curing times, washability, cost of inks?
- ▶ What garments can I produce other than t-shirts?
- ▶ How much am I spending in cleaning & maintenance?
- ▶ How knowledgeable of DTG is my current supplier?

New to DTG Printing?

With a modest capital investment and just a few hours training, you can be generating substantial revenues for your new garment decoration business. We can offer you:

- ▶ Comprehensive advice before you buy
- ▶ Fully equipped showrooms for a full demonstration
- ▶ Delivery, installation and training
- ▶ Free online support
- ▶ Advice on start-up procedure
- ▶ Latest and most advance equipment
- ▶ Rapid response technical support
- ▶ Finance and leasing available (subject to status)
- ▶ Spare parts always in stock

Highest quality print, size flexibility, low print cost

Discover the next generation of Polyprint's Direct to Garment Printers

Amaya Sales UK can now offer you 2 new outstanding TexJet DTG printers from Polyprint. Polyprint have been manufacturing their TexJet printers in Europe since 2005 and have over 30 years experience supplying equipment to the garment print industry. They produce direct to garment printers that print the highest possible print quality and are very easy to use, at a price point to suite your pocket. Polyprint now have distributors in over 55 countries and 5 continents.

Most importantly the TexJets use a pressurised ink system that helps prevent ink blockages and uniquely allows the printer to be powered off for up to 30 days. There is also no need for the ink to be flushed for maintenance like in some other systems, which saves money in ink waste.

Included with the printer is the Polyprint Digital Factory 10 RIP software which allows for accurate colour profiling, sizing, positioning and resolutions. It also helps control the ink droplet size that produces the perfect print quality.

Digital Screen Print Mix

If you are a screen printer then you can screen print your white base and add the vibrant, bright detailed colours with DTG inks, using our Digital Screen Print Mix System. No pre-treatment is needed with this method and screen printers are using this successfully to achieve soft feel, high definition, full colour printing at a very low cost.

TexJet® shortee²

The most affordable compact & fast DTG printer available. Prints directly onto t-shirts, polo shirts, hoodies, bags & more.

- ▶ Max print area of 32x45cm
- ▶ 6 platen sizes to choose from



- ✓ Photo realistic print quality
- ✓ Unique pressurised ink system
- ✓ Single Pass printing CMYK & White

- ✓ Easy garment loading system
- ✓ Touch screen display
- ✓ Easy Maintenance



TexJet® echo²

A perfect solution for fast & economic production of high quality products. Prints directly onto t-shirts, polo shirts, hoodies, bags & more.

- ▶ Max print area of 41 x 60cm
- ▶ 10 platen sizes to choose from

The Perfect Solution for Entry Level Users

The most affordable, compact and fast direct to garment printer available.

The TexJet Shortee² DTG printer has finally arrived. It's smaller and lighter than any other TexJet model, making it easy to transport. It prints faster due to new printhead technology and is the lowest cost model in the TexJet family. The perfect solution for entry level users. You can still print a range of products up to 32x45cm, which is the same as other, more expensive models on the market. With six different platen sizes available, it allows you to print onto a range of garments, from babywear to polo-shirts and in tricky places like sleeves.



Extended warranty gives you peace of mind that you are making the right choice!

TECHNICAL SPECIFICATIONS			
MAX PRINT AREA	32x45 cm (12.6x17.7 inch)	INK FEED	Refillable cartridges 80ml (2.7 fl oz) with decompressor pump
PRINTABLE TEXTILES	Cotton, light polyester, cotton/polyester blends, linen, viscose, leather, canvas, denim and more.	CONNECTIVITY	USB 2.0, Ethernet 10/100
PRINT RESOLUTION	CMYKW: 720x720, 1440x720, 1440x1440 dpi 2xCMYK: 720x720, 720x1080 dpi	OPERATING SYSTEM	Windows 10, Mac OS (using Boot Camp or Parallels)
PRINT HEAD	Piezoelectric DOD, 8 channels, 180 nozzles per channel	SOFTWARE	CADlink Digital Factory Apparel Polyprint Edition v10
HEAD HEIGHT* <small>*from garment</small>	2.6 mm (0.1 inch) auto-adjust head gap	POWER	AC 110-230 V, 50-60 Hz, 80 W
MEDIA THICKNESS	12.5 mm (0.5 inch) max	OPERATING CONDITIONS	Range: 10-30°C (50-86°F) with 30-70% relative humidity Ideal: 20°C (68°F) with 55% relative humidity
PRODUCTION SPEED* <small>*Including loading/unloading time</small>	For Design: 25x20 cm (10x8 inch) On Lights: 45 shirts/hr; CMYK: 720x720 dpi On Darks: 20 shirts/hr; CMYK: 720x720 dpi, W: 1440x720 dpi	Size	Length: 1050 mm (41 inch) Width: 670 mm (26 inch) Height: 425 mm (17 inch)
INKS	CMYKW water-based textile pigment inks		Weight: 61 kg (134.4 lbs)

Your printer
can stay idle for
up to 30 days,
without power
or maintenance
giving you zero
ink wastage!



New Features

- ▶ **Motorised Auto Height Adjustment** – head gap of 2.6mm
- ▶ **Superior Print Quality** – by using the smallest drop size of 3pl to achieve photo realistic print quality
- ▶ **Easier to use & maintain** – quicker garment loading with auto height adjustment & pop up guiding messages to help with your maintenance
- ▶ **Be ready to print on anything** – 6 platens sizes to fit the new TexJet Shortee²
- ▶ CADlink TransferRIP included in the box
- ▶ **Extended warranty** – 3 year limited warranty (1 year on printhead) gives you peace of mind with your investment



Direct to Garment Printer

**A perfect solution for fast and economic production of high quality printed products.
Prints directly on t-shirts, polos, hoodies, bags etc.**

The TexJet Echo² launched in 2019 by Polyprint replaces the reliable TexJet Echo. Some of the key features of this new machine include photo realistic print quality and excellent white ink performance. It also boasts a modern and more sophisticated design with quick access for maintenance and a touch screen display.

The maximum print area of 41x60cm can cover a wide range of t-shirt sizes (from small up to XXL) as well as all-over prints on dresses, towels, and much more! The new snap-on magnetic platens makes loading and printing garments quick and easy and the option of Screen & Digital MIX compatibility offers existing screen printers the opportunity to add-on digital printing to their production.

The TexJet Echo² retains the consistency, reliability, cost effectiveness and low running cost as its predecessor, making it a leader in DTG printers.



Extended warranty gives you peace of mind that you are making the right choice!



TECHNICAL SPECIFICATIONS			
MAX PRINT AREA	41x60cm (16x24 inch)	INK FEED	Standard: Vacuum-sealed cartridges, 140ml (4.73 fl oz) Optional: Pressurized refillable cartridges, 160ml (5.41 fl oz)
PRINTABLE TEXTILES	Cotton, light polyester, cotton/polyester blends, linen, viscose, leather, canvas, denim and more.	CONNECTIVITY	USB 2.0, Ethernet 10/100
PRINTING RESOLUTION	CMYKW: 720x720, 1080x720, 1440x720, 1080x1440 dpi 2xCMYK: 720x720, 720x1080 dpi	OPERATING SYSTEM	Windows 10, Mac OS (using Boot Camp or Parallels)
PRINT HEAD	Piezoelectric DOD, 8 channels, 180 nozzles per channel	SOFTWARE	CADlink Digital Factory Apparel Polyprint Edition v10
HEAD HEIGHT	2.5mm (0.1 inch) auto adjust head gap	POWER	AC 110-230 V, 50-60 Hz, 60-80 W
MEDIA THICKNESS	18 mm (0.71 inch) max	OPERATING CONDITIONS	Range: 10-30°C (50-86°F) with 30-70% relative humidity Ideal: 20°C (68°F) with 55% relative humidity
PRODUCTION SPEED* <small>*Including loading/unloading time</small>	For Design: 25x20 cm (10x8 inch) On Lights: 35 shirts/hr; CMYK: 720x720 dpi On Darks: 15 shirts/hr; CMYK: 720x720 dpi, W: 1440x720 dpi	SIZE	Length: 1280 mm (50 inch) Width: 750 mm (29 inch) Height: 458 mm (19 inch) Weight: 95 kg (209.4 lbs)
INKS	CMYKW water-based textile pigment inks		

TexJet® echo² has many **cost saving features** to help improve your production with an **automatic print head adjustment** and a **30 days idle feature** giving you **zero ink wastage**



Superior Print Quality

TexJet Echo² has many cost saving features to help improve your production with an automatic print head adjustment, a unique pressurised ink system and the option to print single or double pass.



Easier to use

Quick garment loading with auto height adjustments, Snap-On magnetic platens and pop-up guiding messages on display are just some of the new features.



Increased effectiveness

TexJet Echo² comes with 3 years limited warranty (1 year for printhead) at an affordable price to help you achieve the fastest ROI and ensure the safety of your investment.



Options to Customise your Echo² DTG Printer

Select the options to best fit your business needs, production volume, sales margins, working routine and customize your DTG printer with the winning combination to make your production process easier, faster and more cost-effective.



2 Ink Types

Dupont inks – reliable with excellent print head performance

Power inks – brighter colours, faster curing & better washability.



2 Ink Configurations

CMYKW: Standard for all coloured shirts

2 x CMYK: 30% faster production for white & light coloured garments




3 Pre-Treatment Solutions

P5001: A reliable option to achieve high print quality with vibrant & rich colours and soft hand.

P5003: Optimized for tunnel dryer.

Poly-coating: For light coloured cotton and polyester fabrics improving brightness & wash fastness.



10 Platen Options

10 different sizes available ranging from 15x15cm for babywear to 41x60cm for oversize printing.



2 Ink Supply Methods

Sealed ink cartridges (single use) Ideal for small runs or for when the printer is not used frequently*.

Refillable ink cartridges (bulk ink) More cost effective, so Ideal for medium – high volume runs.



Screen & Digital Mix

Combine low cost white ink screen printing with digital colour print plus add extra value with special effects eg. Glitters, metallics

The **Lowest Print Cost** Per T-Shirt

The basis of your business success is defined by how many t-shirts you can sell per day and how much it costs you per t-shirt.

TexJet Echo² helps you sell more at **higher price** because of its superior print quality.

TextJet Echo² allows you to enjoy the lowest cost per t-shirt that leads to successful growth!

What does cost effective mean to you?

For a print volume of 10,000 items per year (based on 50 prints per day) the TexJet Echo² is the most **cost-effective** solution. Considering all costs (printer price, inks, maintenance, spare parts, warranty & labour) the TexJet Echo² helps you reach the **fastest ROI**

Production time for this print volume is only 4 hours per day – imagine what you can do in a full working day!

*Based on 50/50 darks/whites 25x20cm (10x8") design, 720x720dpi CMYK, 1440x720dpi White



RIP Software included with your TexJet DTG Printer



Digital Factory Apparel - Polyprint Edition

Digital Factory Apparel Polyprint® Edition is a complete software solution for TexJet® Series Direct to Garment Printers. In a sentence, enhanced colour management plus workflow support that enables the quickest file preparation and production times.

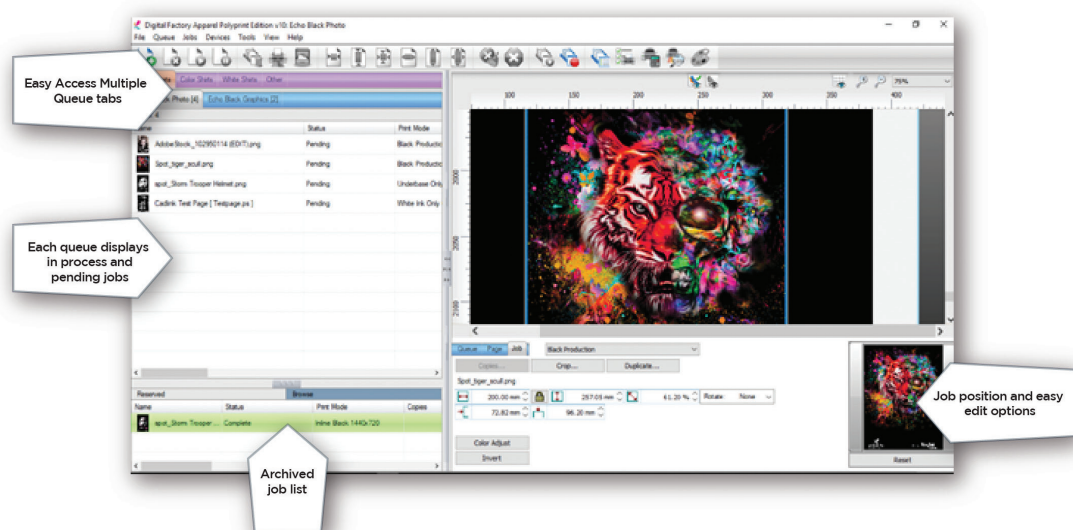
Digital Factory Apparel Polyprint® Edition features a centralised hub that supports multiple production queues simultaneously. Each queue includes preset colour management and underbase settings, when required, enabling printing just by dragging and dropping files within the queue. Whether there is one-off custom, or higher volume production, Digital Factory Apparel is an easy to manage interface that can be adapted to your unique needs.

Visual production manager (VPM)

The central hub for simplified workflow management

Image editing tools

- ▶ Colour management
- ▶ Background removal
- ▶ KnockMeBlackOut
- ▶ Built in special effects
- ▶ Edit image on the fly
- ▶ Job colour replacement
- ▶ Faster Image editing
- ▶ Fluid Mask



Unique Apparel Features

"KnockMeBlackOut" & "KnockMeColourOut"



Volume Production Management

- ▶ Barcode support for automated production
- ▶ Detailed job costing
- ▶ Hot folders
- ▶ Printer pooling
- ▶ Server edition available

“ The Echo 2 has simultaneously enabled us to increase our production volume whilst at the same time significantly decrease our costs, ultimately leading to a much higher profit margin.

We found it simple to use, quick to get started. After installation and training we were generating profit in under 48 hours. It's a workhorse, and we are able to comfortably turn out up to 200 garments a day on a single printer, as we specialise in babywear. The maintenance is simple taking no longer than 2 minutes per day and a little longer on the weekend. Great machine and Amaya are not business partners, they are family.

Liam & Sally
Fandango (Portsmouth) Ltd

”



“ We have purchased 2 of the TexJet Echo²'s from Amaya. Amaya took care of the delivery, installation and training. Thereafter whenever we needed help or advice they always been prompt and very helpful. The TexJet Echo²'s have helped us streamline our printing and move away from those more labour intensive printing methods, not to mention that we have also found print costs to be a fraction of those previously used. If you are looking to get started with DTG, you won't find a better partner than Amaya.

Terry Johnson
Design, Invent, Print

”

“ After much research, we picked the TexJet from Amaya for the quality of print, user friendly inks (bulk not cartridge) and excellent construction. We also took into consideration Amaya's wealth of specialist knowledge and technical support. Best decision we have made, we always feel we are in safe hands.

Mike Cadman
MKtshirts

”



NEW
for 2021

DTF XPRESS

Expand your product portfolio with DTF and DTG from your Texjet Printer

Find everything you need to excel in Direct-to-Film printing. DTF Xpress transfer films to print your designs, adhesive powder to make those designs “stick” on garments and the reusable anti-slip pad to keep your film flat and steady while printing!



DTF XPRESS - ADHESIVE POWDER
Available in 1KG



DTF XPRESS - ANTI-SLIP PAD
Optional accessory to keep transfer films flat and steady. Reusable



DTF XPRESS - TRANSFER FILMS
Available in A3, 100 Sheets



DTG OR DTF?

Why not have BOTH? Expand your product portfolio by printing Direct-to-Garment (DTG) and Direct-to-Film (DTF) with TexJet® printers*, without changing your ink setup. Use DTF Xpress textile transfers to customize dark or light polyester, nylon and multiple other fabrics simply and cost-effectively. Sportswear, hats and professional clothing are all within your reach!

ALL YOU NEED IS:

- ▶ DTF Xpress Transfer Films (100 sheet package) to print on with your Texjet DTG printer.
- ▶ DTF Xpress Adhesive Powder (1kg)
- ▶ DTF Xpress Anti-slip Pad
- ▶ Perform a driver update on your Cadlink RIP software

COMPATIBLE WITH

TexJet®
dtg printers




Print DTF transfers with Texjet DTG Printers

Find everything you need to excel in Direct-to-Film printing. DTF Xpress transfer films to print your designs, adhesive powder to make those designs “stick” on garments and the reusable anti-slip pad to keep your film flat and steady while printing!

1 BEFORE PRINTING

1. Select DTF transfer mode in your RIP software. Your image will be automatically mirrored.
2. Place the DTF Xpress Anti-slip Pad on the platen. Place on top, the DTF Xpress Transfer Film with the matte side facing upwards. Alternatively, you can use masking tape to secure the film.




2 PRINTING

- Print your design on DTF Xpress Transfer Film. CMYK colours will be printed first, a white top layer will follow.



3 APPLYING & ACTIVATING ADHESIVE POWDER

1. Apply the DTF Xpress Adhesive Powder on the printed film.
2. Shake off the excess powder.
3. “Bake” the film to melt the DTF Xpress Adhesive powder, using a heat press or oven. When using a heat press hover of the film.



4 TRANSFERRING PRINT ON GARMENTS

1. Transfer the design onto a garment with a heat press.
2. Remove the film from the garment, once it has cooled down.



- ▶ Avoid pretreatment on polyester and save time
- ▶ Reduced ink costs
- ▶ Personalize dark & light polyester, nylon, cotton poly-blends and more
- ▶ Custom-made products to your clients on-demand, without fuss!

DTG Textile Inks & Pre-Treatments

Recommended by Polyprint for use with their TexJet® DTG Printers

Amaya Sales supply water based textile pigment inks and pre-treatments, powered by Dupont Artistri ink technology, and are specially formulated to give optimal performance with the Texjet Direct to Garment printers. Dupont are leaders in ink production for direct to garment printers and their inks produce vivid colours, a soft “hand” print feel, have excellent washability and are enviromentally friendly.

We also supply the new Polyprint Power Inks in CMYK colours. *These inks only require curing for 30-45 seconds on CMYK prints and 60-90 seconds on white prints. This is on a heat setting of 166°C. It offers excellent vibrant prints and washability.

The Polycoating is a pre coating for light coloured garments; it gives vivid colours, better washability and allows you to print on 100% Polyester.

In addition to inks and pre-coating, we supply all accessories for DTG printing – protection paper, swabs, pre-treat spray guns, funnels and many more. For more details visit www.amayaauk.com



Polyprint DTG Power Inks

***50% reduction in curing times**

Available in 250ml & 1000ml



Dupont Artistri DTG Inks

CMYK available in 250ml & 1000ml
White available in 1000ml



Polycoating Pre-coat

Suitable for light coloured polyester & cotton garments. Available in 1000ml



Dupont Pre-coat

P5001 & P5003 options
Available in 1000ml & 5000ml



Water Based Cleaner

Available in 250ml & 2000ml



Pretreater Pro

A high end pre-treatment machine - key to achieving top-quality prints, consistency in repeated jobs and improved washability, whilst saving on liquid costs.

With precision spraying capabilities to prepare your garments for amazing prints, an automated pretreating process for less downtime, and the simplest maintenance system, easily pretreat your t-shirts and exceed customer expectations with vibrant colours, sharp details, and washability!

Taking into consideration customer feedback, PreTreater Pro is designed according to your demands. This pre-treatment machine is the key to achieving top-quality prints, consistency in repeated jobs, and improved washability while saving on liquids. Rely on our 15-year experience as a DTG printer manufacturer and let its robust construction, premium technology, and user-friendly orientation blow you away.

A true spray area of 41x60cm (16.1x23.6in), 4 large diameter flat nozzles (0.53mm orifice diameter) for top spraying quality and accuracy, an auto re-circulation system for liquid homogeneity, and a pressure regulator to spray exactly the quantity you want, will make the pretreating process a breeze.

- ▶ Minimise liquid waste
- ▶ Maximise your machine's uptime
- ▶ User friendly pretreating process
- ▶ Uniform spraying
- ▶ Keep track of your production



PRETREATER PRO

TAKE PRETREATING TO THE NEXT LEVEL

Uniform spraying and repeatability are a must for medium-large batches of textile. Produce consistent results every single time, with superior prints and optimum washability.



Spray Perfectly & Precisely

Prepare textiles for remarkable prints with minimal fuss.



Save on Liquids

Minimize waste by selecting the exact area and liquid amount needed.



Anyone can use it

Its automatic features make PreTreater Pro a snap to learn and simple to take on.



Automate your workflow

Operate the entire machine from a 7 inch touch screen. Enjoy 5 preselected options, 10 custom presets, and a “Scan-to-Spray” barcode automation feature for quick runs.

Spray Consistently

An auto-recirculation system and washable filters keep liquids uniform and sediment-free, so every batch is exactly the same.




Spray Accurately

Pick “Linear” consecutive or “Grid” non-consecutive areas to pinpoint where your prints land and save on liquids.

Maximise Runtime

Its “box-in-a-box” design shields the machine’s parts from mist, reducing maintenance and extending its lifespan.



Make no mess

Anyone can do it! 4x5lt replaceable tanks (2 pretreat, 1 cleaner, 1 maintenance) prevent unwanted spills when changing tanks, creating a clean workspace.

TECHNICAL SPECIFICATIONS			
MAX SPRAY AREA	41x60cm (16.1x23.6 in)	SPRAYING METHOD	Y axis movement precision spraying
PRINTING RESOLUTION	CMYKW: 720x720, 1080x720, 1440x720, 1080x1440 dpi 2xCMYK: 720x720, 720x1080 dpi	LIQUID QUANTITY SELECTION	14-40ml
TANKS	4 x 5Lt tanks: 2 Pretreatment liquids, 1 Cleaning liquid, 1 Maintenance tank	DIMENSIONS	L104 x W840 x H660mm (L41x233xH26 Inches)
WEIGHT	104KG (229 lb)	POWER	100-120/200-240V, 50-60Hz, 250W
OPERATING CONDITIONS	Range: 15-30°C (59-86°F) with 30-70% relative humidity Ideal: 22-26°C (71.6- 78.8°F) with 55% RH	Nozzles	4 nozzles with 0.53mm (0.02 In) orifice diameter, 80° angle

Auto Pre-Treatment

Achieve vibrant colours, sharper details and better washability with this automatic pretreater for dark coloured garments & polyester blends.

PRETREATmaker IV

The latest development, version IV, is an automatic, high-end pretreat system for professional users. It has a spray area up to 40 x 60 cm which is controlled by four valves, that can be selected individually. This not only allows you to set up your individual precoating area but also save precoating liquid.


A specific feature of the device is the automatic cleaning process of the four spraying nozzles. This will prevent the nozzles from getting dry or blocked when the machine is switched on. All of these settings, can be stored in five different editable programme buttons, on the touch screen display.

This model also features dual precoat, allowing you to alternate between two different precoat at any time. 1 x 10L Precoating, 1 x 5L Precoating, 1 x 5L Cleaner, 1 x 5L Waste Tank.



Snap-on Platens

There are a wide range of platens available for Texjet DTG Printers, please see codes for compatibility with each printer. Most platens are equipped with a "Frame System" in order to keep the garment surface flat without the need of using glue. Each "Frame System" has adjustable knobs which allows printing on thicker or thinner materials ensuring top print quality in either case!



COMPATIBILITY
S HORTEE E CHO ● WITH FRAME

NEW Face Mask Platens

The all new Polyprint 2-IN-1, 'Fit & Flat' Snap-On, face mask platen has arrived opening up your potential to produce fully customised face masks as a new product offering for your business in 2021.

- ▶ 1 Platen that offers 2 setup options
- ▶ 2x FLAT type Platen
- ▶ Applicable for triangular face masks
- ▶ Applicable for flat face masks
- ▶ Easy swapping
- ▶ Flat to fit



NEW Face Mask Platen!

Excellent range of high quality heat presses from two leaders in the industry.

Amaya offer a great range of high quality heat presses that suit all types of business. The Stahls heat presses are priced from the economical clam press up to the highly technical Fusion presses. Depending what sort of business you are in, we have the press to optimise your production. The Schulze heat press range goes from the basic clam right up to large presses for sublimation work up to 210 x 112 cm in size. Both manufacturers provide strong and robust presses cable of withstanding continuous use through out the day.

Contact us to see our full range of heat presses

STAHL'S



Max Clam

- ▶ Touch screen technology
- ▶ Energy saving mode
- ▶ Sizes: 28x38cm, 38x38cm, 40x50cm



Hotronix Auto Open Clam

- ▶ Magnetic auto open and lock down function
- ▶ Digital time, temperature and pressure controls
- ▶ Wide opening for easy layout

Sizes: 15x15, 28x38, 40x40, 40x50 cm



Hotronix Fusion IQ

- ▶ Touch Screen Technology
- ▶ Dual function - swing or draw motion
- ▶ Energy saving mode
- ▶ Unlimited presets

Sizes: 40x50 cm



Hotronix Air Fusion

- ▶ Touch Screen Technology
- ▶ Swing motion
- ▶ Energy saving mode
- ▶ Unlimited presets

Air compressor will be required

Sizes: 53x79 cm

SCHULZE



Blue Press Line Manual MINI/1/2/3

- ▶ 3 memory slots to create your own profiles
- ▶ Changeable base & heat plates

Sizes: 10 x 13 cm, 28 x 38 cm, 38 x 38 cm, 40 x 50 cm



Blue Line Swing

- ▶ Swing head gives ease of access to your garment
- ▶ 3 different sized platens available

Sizes: 40 x 50 cm



Blue Press Line Auto Mini S/1S/2S/3S/DTG 4S

- ▶ Pneumatic press for more accurate production
- ▶ 3 memory slots to create your own profiles
- ▶ Changeable base & heat plates

Sizes: 10 x 13 cm, 28 x 38 cm, 38 x 38 cm, 40 x 50 cm, 40 x 60 cm



Pneumatic Blue Press

- ▶ Pneumatic press for more accurate production
- ▶ 3 memory slots to create your own profiles
- ▶ Changeable base & heat plates

Sizes: 38 x 45 cm and 40 x 50 cm

What happens next?

At Amaya Sales we understand that buying from us is a significant investment. We know that in some cases this may well be a totally new venture for you and possibly an industry that up until now you have little or no experience in.

We are very proud of our team and the knowledge which we share, and feel it is vital that we pass on as much of our knowledge as possible to you, whether you are a total novice or have years of experience.

What we offer to all customers is set out below:

Comprehensive advice

We will help guide you in the right direction even before you have decided on your equipment. This can cover garment suppliers right through to your pricing strategy once you have started.

Informative machine demonstrations

At any of our offices we invite you to come and see how the machines work, have a go yourself and go over your business plan for garment decoration. It may be that what you are looking to do is not best suited to our equipment and if so, we will tell you. No obligation or pressure, just a relaxed environment for you to see your ideas come to life.

Machine installation & training

All our equipment comes complete with full on-site training and installation. There is no need for you to come to us. We need to see where your equipment is being placed so we can advise you of any issues. All our training is carried out by factory

qualified technicians, which is quite unique in this industry, and is structured so we can make sure you are given the best start with your new equipment. We also understand that people learn at different rates, and we account for this too.

After care

In our opinion this is arguably the most important part of the buying process. Buying from Amaya gives you the peace of mind that you have a dedicated team behind you for the duration of the ownership of your equipment. Whether you need extra supplies or simply advice, we make sure your issue is dealt with in a prompt and efficient manner. We want to continue our relationship with you for many years to come and the only way this is possible is if we are there when you need us most. We know we have the edge on many of our competitors in this field and our customers, as you will see from our testimonials, are more than happy to substantiate this.

Amaya can offer you:

- ▶ Advice on start up procedures
- ▶ Latest and most advanced equipment
- ▶ Rapid response technical support
- ▶ Finance and leasing available (subject to status)
- ▶ Spare parts are always available
- ▶ Fully equipped showrooms for working demonstrations
- ▶ Telephone support
- ▶ Free installation and training
- ▶ Over 30 years advice and experience in garment decoration

Support

Call us for a demonstration, and let us show you just how much we can help you!

Quick response from our technicians

Should any of our customers need our help, we have fully certified technicians on hand to resolve any situations promptly and professionally. We carry a large quantity of spare parts and our average turnaround time from fault to repair is less than 24 hours.

New to the industry?

Many customers who purchase machinery from us are new to the industry and we have the expertise and intention to help them succeed in their new venture, not just to supply the equipment but to help them grow their business and help with production techniques, promotion & marketing ideas and we're always at the end of the phone to offer advice.

On-site training from our experts

Once you have purchased our equipment you will be trained on-site by a qualified technician who has years of experience with people of all backgrounds. We pride ourselves in our ability to competently train even the most inexperienced of individuals. We also do not limit the amount of training we give*.

Unlimited telephone support

In addition, you as our customer will receive unlimited telephone support for the entire time you own your equipment. We feel this is especially important when you are first setting up and also the help we give to individuals once their warranty expires reduces the chance of any labour charges.

Our Ethos

At Amaya Sales we firmly believe that the level of backup you give to your customers reflects directly on the quality of your business; we believe that no business can claim to be successful if you do not have a satisfied client base.

This is why we spend a lot of our time making sure our customers receive the very best in after care support. This level of service and commitment is the reason we believe we have an extremely high level of customer retention, the results quite simply speak for themselves.

If, after you receive your initial training you are not completely confident, we can arrange further training at no extra cost. (*Please be aware that this relates to the individual(s) which were originally trained, we cannot give unlimited training to members of staff who were not present on the initial installation unless arranged by prior agreement).

Why take our word for it? We are so confident in our level of support that you can quite easily put us to the test, speak to our customers, visit them or just read some of their testimonials.

Training

Once you have decided to purchase with us we make arrangements to deliver your equipment and the training process begins.

Our technicians not only have a wealth of experience teaching people from all backgrounds and starting points, it is highly probable they are the only technicians within this industry that are required to pass written and practical examinations set by the manufacturers of the equipment we sell before they are allowed to work in the field. In addition to passing their exams they have to undergo an annual testing program also carried out by the product manufacturers to ensure their knowledge is as up to date as possible.

Why is this necessary? Well it makes certain that the training and support you, our customer, receives is as effective as possible. It gives you the peace of mind that you are buying from regulated professionals, and the intention is that your return on investment is achieved as quickly as possible due to efficiency and knowledge.

We also supply the following equipment:



Arrange a **FREE**
demonstration at
one of our offices



Midlands Office

Unit 4A-C East Bridgford Business
Park, Kneeton Road,
East Bridgford, Nottingham
NG13 8PJ

Southern Office

Unit 400-450 Nest Business Park
Martin Road,
Havant, Hampshire
PO9 5TL

AMAYA
SALES UK
Leaders in Garment Decoration Equipment

T: 02392 590281
E: sales@amayauk.com
www.amayauk.com

Follow Amaya Sales UK

