

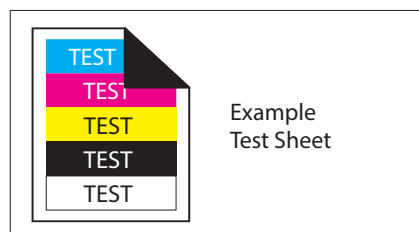
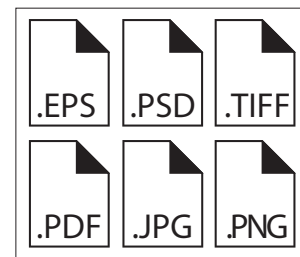
## LASER-DARK (NO-CUT) **LITE** FOR BLACK & DARK COLORED SURFACES



### SUPPORTED FILE FORMATS

Generally, all common file formats can be used when printing with a White Toner OKI printer on to our transfer media. If you are not using Transfer**RIP**, we recommend printing from CorelDraw. CorelDraw can import most of the popular file formats. For example, you can create and save your designs in any Adobe program or create and print directly from CorelDraw. Printing detailed designs from Photoshop requires more effort and is only possible with high-end graphic computers.

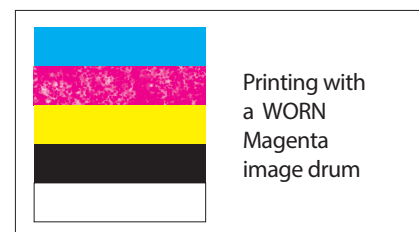
### PRINTABLE FILE FORMATS:



Example  
Test Sheet



Printing with  
INTACT  
image drums



Printing with  
a WORN  
Magenta  
image drum



### BEFORE YOU PRINT

- Switch on your device.
- Go into the Calibration Menu, select "Reg. Adjust" and confirm to correct the color registration.
- Print a test design, preferably, with the primary colors Cyan, Magenta, Yellow, Black/White (if you do not have one at hand, please refer to our website at [www.forever-ots.com](http://www.forever-ots.com))
- A worn drum may lead to poor toner coverage. When the message "Image drum near end of life" appears, we recommend that you observe the print quality of the respective color closely and to have a spare drum ready just in case.

### IMPORTANT:






FOR CMYK DESIGNS WITHOUT WHITE TONER

Please note the Color Density (on the right) which is needed to achieve optimal results.

100%
100%
100%
100%



### PRINTER SETTINGS:

	OKI ES7411WT/ C711WT/PRO7411WT & OKI ES9420WT/ C920WT/PRO920WT	OKI PRO8432WT	OKI ES9541DN OKI C941DN	OKI LED CMYK	OKI PRO 6410 NEON COLOR
USE THE <b>MULTI-PURPOSE TRAY</b> FOR FEEDING AND THE REAR OR SIDE TRAY FOR COLLECTING					
PRINT MODE	Transparency	UserType 1	Transparency	Transparency	Transparency
PAPER FEED	Multi-Purpose-Tray	Multi-Purpose-Tray	Multi-Purpose-Tray	Multi-Purpose-Tray	Multi-Purpose-Tray
COLOR SETTINGS: CYAN MAGENTA YELLOW WHITE BLACK	0 +2 +1 -3 -	COLOR PAPER SETTING: +2 0 0 0 -	Use only with FOREVER Transfer <b>RIP</b> 5C	0 0 0 - 0	0 0 0 0 0

**IMPORTANT! If you use Transfer**RIP** make sure that the printer is set to the factory settings!**

**IMPORTANT:** FOR ES7411WT / C711WT / PRO7411WT - If you have used a different print mode other than "transparent foil", turn off your printer completely for at least 20 Minutes before printing on A-Foil.